

# Siuslaw Stewardship Watershed Restoration Program FY2021 Annual Summary Report



The Siuslaw Stewardship Watershed Restoration Program (SSWRP) is a forest stewardship cooperative effort between the Siuslaw National Forest (SNF), Cascade Pacific RC&D and other partners including local communities, watershed councils, landowners, conservation districts, tribes, contractors, businesses, government agencies, environmental groups and industry.

The purpose of the program is to utilize Stewardship [contract] Timber Sales to fund watershed restoration projects on the Siuslaw National Forest and nearby private and non-federal lands within the Alsea, Hebo, Marys Peak, Siuslaw, and Smith-Umpqua Dunes Stewardship Group areas.

This report summarizes the FY2021 bio-physical accomplishments and economic benefits of the three program areas: Stewardship Timber Sales; On-Forest projects; and Off-Forest projects.

## Program-wide Biophysical Accomplishments — *Restoration services performed by SNF, contractors or partners*

### VEGETATION MANAGEMENT

17,387 native trees planted on 233 acres upland forest  
 517 acres thinned on Stewardship Timber Sales  
 1013 pieces coarse woody debris created  
 2358 snags created  
 22 acres meadow enhancement/maintenance mowing  
 2200 native plants planted on 20 acres of meadow  
 100 seedling protectors installed

### ROAD WORK

154 miles grading and drainage/road improvements  
 2.6 miles road decommissioning/fill/culvert removal

### THREATENED & ENDANGERED SPECIES

2800 acres predator control/species protection  
 26 acres habitat restoration

### STREAM, LAKE OR WETLAND TREATMENTS

9124 native trees planted on 15 acres riparian areas  
 25 logs placed in-stream by excavator  
 30 logs placed in-stream by helicopter  
 9 culverts or bridges replaced or repaired  
 39 acres of floodplain restored  
 15,261 plants propagated for riparian planting  
 83,015 seeds collected for plant propagation

### INVASIVES CONTROL

95 acres riparian area: herbicide  
 51 acres riparian area: mechanical/manual  
 104 acres meadow/dunes/upland forest: herbicide  
 513 acres meadow/dunes/upland forest: mech./manual  
 363 miles roadside herbicide

## Program-wide Local Economic Benefits — *Jobs and income created from on-the-ground stewardship activity*

County	Income Earned	Avg Wage	State Taxes	Hrs Worked	FTE Jobs
Benton	\$604,547.56	\$21.13	\$54,409.28	28,611.07	14.19
Coos	\$84,860.05	\$18.89	\$7,637.40	4,491.95	2.23
Douglas	\$45,000.00	\$19.73	\$4,050.00	2,280.79	1.13
Hood River	\$1,300.00	\$31.97	\$117.00	40.66	0.02
Jackson	\$136,175.00	\$19.66	\$12,255.75	6,924.83	3.43
Lane	\$377,563.19	\$19.94	\$33,980.69	18,936.43	9.39
Lincoln	\$150,255.52	\$20.20	\$13,523.00	7,437.03	3.69
Marion	\$22,600.00	\$19.73	\$2,034.00	1,145.46	0.57
Tillamook	\$318,714.44	\$18.81	\$28,684.30	16,945.22	8.41
<b>TOTAL</b>	<b>\$1,741,015.76</b>	<b>\$20.05</b>	<b>\$156,691.42</b>	<b>86,813.44</b>	<b>43.06</b>

# FY2021 Off-Forest SSWRP Project Summary

## Biophysical Accomplishments

*Restoration services performed by Collaborative partners*

### VEGETATION MANAGEMENT

- 450 native plantings on 9 acres of meadow habitat
- 100 seedling protectors installed on 30 acres
- 214 snags created
- 356 downed wood creation
- 7 acres site prep: mechanical/manual

### STREAM, LAKE OR WETLAND TREATMENTS

- 9,124 native trees planted on 15 acres of riparian area
- 3 culverts replaced
- 25 logs placed in-stream/habitat improvement
- 9 miles of floodplain improvements
- 98,231 trees and plants propagated

### INVASIVES CONTROL

- 95 acres spraying along 28 miles riparian area
- 43 acres manual removal along 2.5 miles riparian area
- 12 acres spraying in meadow habitat

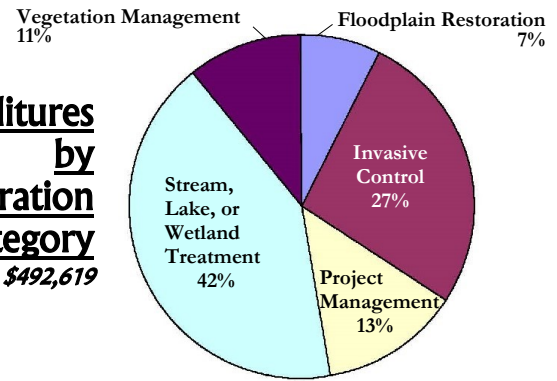
## Active Projects in FY2021

*Managed by SG Partners*

Organization	Project Name	Award
AFRANA	West Point Marys Peak Meadow	\$66,324.00
Coos Watershed Association	Native Plant Production Southern Coastal Restor.	\$54,429.00
Coos Watershed Association	Noxious Weed Control and Planting for North Spit	\$64,475.00
Lincoln SWCD	Alsea Noxious Weed Control Project	\$58,482.00
Marys River WC	Greasy Creek Cutthroat Trout Habitat-Planting & LW	\$75,684.00
Marys River WC	Greasy and Woods Creeks Knotweed Control	\$22,321.00
Marys River WC	Upper Marys Fish Habitat Restoration Phase I	\$95,916.00
Marys River WC	Greasy-Woods Creeks Knotweed Control Phase 4	\$60,000.00
MidCoast WC	Crazy & Cougar Creeks Culvert Replacement	\$77,150.00
MidCoast WC	Poole Slough Salt Marsh Restoration	\$37,816.00
MidCoast WC	North Beaver Creek Riparian Restoration	\$46,819.00
Nestucca Neskowin WC	Sutton Creek Culvert Replacement Project	\$75,000.00
Salmon Drift Creek WC	Schooner Creek Riparian Restoration	\$37,400.00
Shotpouch	Tenmile Creek Knotweed Control	\$34,738.00
Siuslaw SWCD	Fiddle Creek Restoration Siuslaw SWCD	\$54,060.00
Siuslaw SWCD	Bessey's North Fork Siuslaw & McLeod Creek Rest.	\$68,200.00
Siuslaw WC	Siuslaw Riparian Restoration 2017-2018	\$60,000.00
Siuslaw WC	Siuslaw Riparian Restoration 2019-2020	\$54,000.00
Siuslaw WC	SWC Riparian Rest. Maintenance 2019-2020	\$70,661.00
Siuslaw WC	Siuslaw Native Plant Establishment	\$52,800.00
Siuslaw WC	Riparian Restoration Maintenance 2021-2022	\$67,184.00
Siuslaw WC	SWC Riparian Restoration Maintenance 2021-2022	\$75,180.00
Smith River WC	Lower Wassson Creek Riparian Restoration	\$58,952.00
Tillamook Estuaries Partnership	Northwest Oregon Restoration Partnership	\$50,000.00
Tillamook Estuaries Partnership	Riparian Restoration Backyard Planting Program	\$57,600.00
Tillamook Estuaries Partnership	HSG Seed Collection 2021	\$39,645.00
Tillamook SWCD	South County Knotweed Phase III	\$33,091.00
VanEck Foundation	Wright Creek Forest Structure Enhancement Project	\$21,000.00


## Expenditures by restoration category

**Total: \$492,619**



## Local Economic Benefits—Jobs & Income created

County	Income Earned	Avg Wage	State Taxes	Hours-Worked	FTE Jobs
Benton	\$60,000.00	\$ 17.73	\$5,400.00	3,384	1.68
Coos	\$45,000.00	\$ 19.73	\$4,050.00	2,280	1.13
Douglas	\$45,000.00	\$ 19.73	\$4,050.00	2,280	1.13
Jackson	\$136,175.00	\$ 19.66	\$12,255.75	6,924	3.43
Lane	\$181,795.00	\$ 20.55	\$16,361.55	8,846	4.39
Lincoln	\$46,000.00	\$ 19.54	\$4,140.00	2,354	1.17
Marion	\$22,600.00	\$ 19.73	\$2,034.00	1,145	0.57
Tillamook	\$266,667.00	\$ 19.73	\$24,000.03	13,515	6.70
<b>TOTAL</b>	<b>\$803,237.00</b>	<b>\$ 19.72</b>	<b>\$72,291.33</b>	<b>40,733</b>	<b>20.20</b>



*Wright Creek Forest Structure Enhancement  
Van Eck Foundation*



# FY2021 On-Forest SSRWP Project Summary

## Biophysical Accomplishments

*Restoration activity performed by the SNF and/or contractors*

### VEGETATION MANAGEMENT

- 22 acres meadow enhancement/maintenance mowing
- 11 acres meadow planting

### STREAM, LAKE OR WETLAND TREATMENTS

- 30 logs placed in-stream by helicopter
- 30 acres of floodplain restoration
- 1.5 miles of water quality improvements
- 5 culvert replaced

### INVASIVES CONTROL

- 5 acres dunes manual removal
- 508 acres dunes mechanical removal
- 363 acres roadside spraying

### THREATENED & ENDANGERED SPECIES

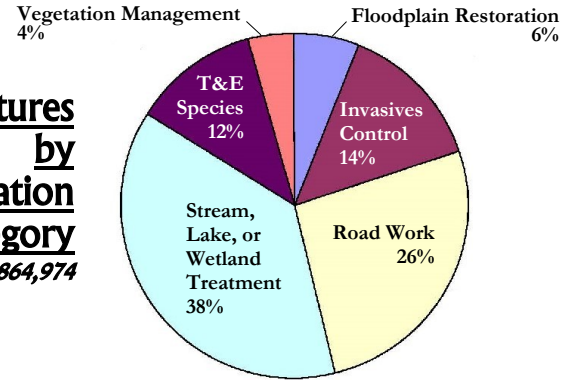
- 2800 acres predator control/species protection
- 26 acres habitat restoration

### ROAD WORK

- 150 miles grading and drainage

## Expenditures by restoration category

*Total: \$864,974*



## Local Economic Benefits—Jobs & Income created

County	Income Earned	Avg. Wage	State Taxes	Hours Worked	FTE Jobs
Benton	\$ 21,492	\$ 17.33	\$ 1,934	1,2402	0.62
Lane	\$ 33,076	\$ 16.81	\$ 2,976	1,967	0.98
Lincoln	\$ 40,852	\$ 19.24	\$ 3,676	2,123	1.05
Polk	\$ 3,740	\$ 16.56	\$ 336	225	0.11
Tillamook	\$ 44,952	\$ 20.93	\$ 4,045	2,147	1.07
<b>TOTAL</b>	<b>\$144,114</b>	<b>\$ 18.17</b>	<b>\$12,970</b>	<b>7,704</b>	<b>3.83</b>

## Active Projects in FY2021

*Managed by SNF staff*

Project Name	Award
Coastal Meadow Maintenance & Restoration	\$125,000
Fivemile Restoration Phase 5	\$120,000
Forest Wide Road Storm Mitigation	\$100,000
Rover Creek Culvert Replacement	\$50,000
Coastal Dunes Invasive Treatments & Native Vegetation Restoration	\$322,900
Upper Deadwood Wood Placement	\$926,050
APHIS-WS Plover Predator Management	\$53,500
ORBIC Plover Nest Protection	\$24,962
Snowy Plover Habitat Enhancement	\$80,000



*Rover Creek Culvert Replacement Project  
Adriana Morales, SNF Hebo Ranger District*



# FY2021 Stewardship Timber Sale Summary

## Stewardship Timber Sales— *Timber Sales sold in FY2021*

Sale/Thin	Purchaser	Acres harvested	mbf*	Total acres	Total sale mbf*
West Beaver	B & G Logging & Construction	0	0	338	5677
Erickson DxP	B & G Logging & Construction	0	0	455	8305
Square Moon	B & G Logging & Construction	96	1448	397	5992
Niagara DxP	B & G Logging & Construction	0	0	440	7339
Frank	Georgia-Pacific WFS, LLC	0	0	242	6232
Madera DxP	Smallwood Logging Inc.	175	3265	554	10,333
Gib DxP	B & G Logging & Construction	126	2862	371	8429
Beach DxP	Timber Pacific, LLC	100	2095	370	7747
Canal DxP	B & G Logging & Construction	20	470	583	13,719
<b>TOTAL</b>		<b>517</b>	<b>10,140</b>	<b>3,750</b>	<b>73,773</b>

\*thousand board feet

## Retained Receipts Project Awards

*Funds generated to support SSWRP Projects*

Program Area	Award Amount
On-Forest	\$3,307,512.00
Off-Forest	\$ 699,208.40
<b>TOTAL</b>	<b>\$4,006,720.40</b>

## Biophysical Accomplishments- *Restoration services performed by sale purchaser or sub-contractor*

### VEGETATION MANAGEMENT

17,387 native trees planted on 233 acres of upland forest  
 657 pieces coarse woody debris created  
 2144 snags created

### STREAM, LAKE or WETLAND

1 culvert replaced

### INVASIVES CONTROL

92 acres meadow/dunes/upland forest: herbicide

### ROAD WORK

4 miles grading & drainage/road improvements  
 2.6 miles road decommissioning/fill/culvert removal



High Tide Thinning  
 Stewardship Timber Sale

## Local Economic Benefits- *Jobs and income from mill work, logging, and restoration services performed by contractors*



County	Income Earned	Avg Wage	State Taxes	Hours Worked	FTE Jobs
Benton	\$419,030.00	\$21.24	\$37,712.70	19,730	9.79
Lincoln	\$64,614.00	\$20.48	\$5,815.26	3,155	1.57
<b>TOTAL</b>	<b>\$483,644.00</b>	<b>\$20.86</b>	<b>\$43,527.96</b>	<b>22,886</b>	<b>11.36</b>